





University Advancement

A Presentation to the Tennessee Tech Board of Trustees

September 26, 2024



It's Personal



“We know this is where [my son] is supposed to be. We’re confident that he is going to thrive there.”

—Mother of first-year student



It's Personal: The Campaign to Elevate Tennessee Tech



Campaign Goals

	Student Experience (Athletics)	Scholarships	Faculty Support	OVERALL
GOAL:	\$55 Million	\$60 Million	\$10 Million	\$125 Million
TOTAL RAISED:	\$29,956,173	\$16,621,504	\$6,371,478	\$65,696,315

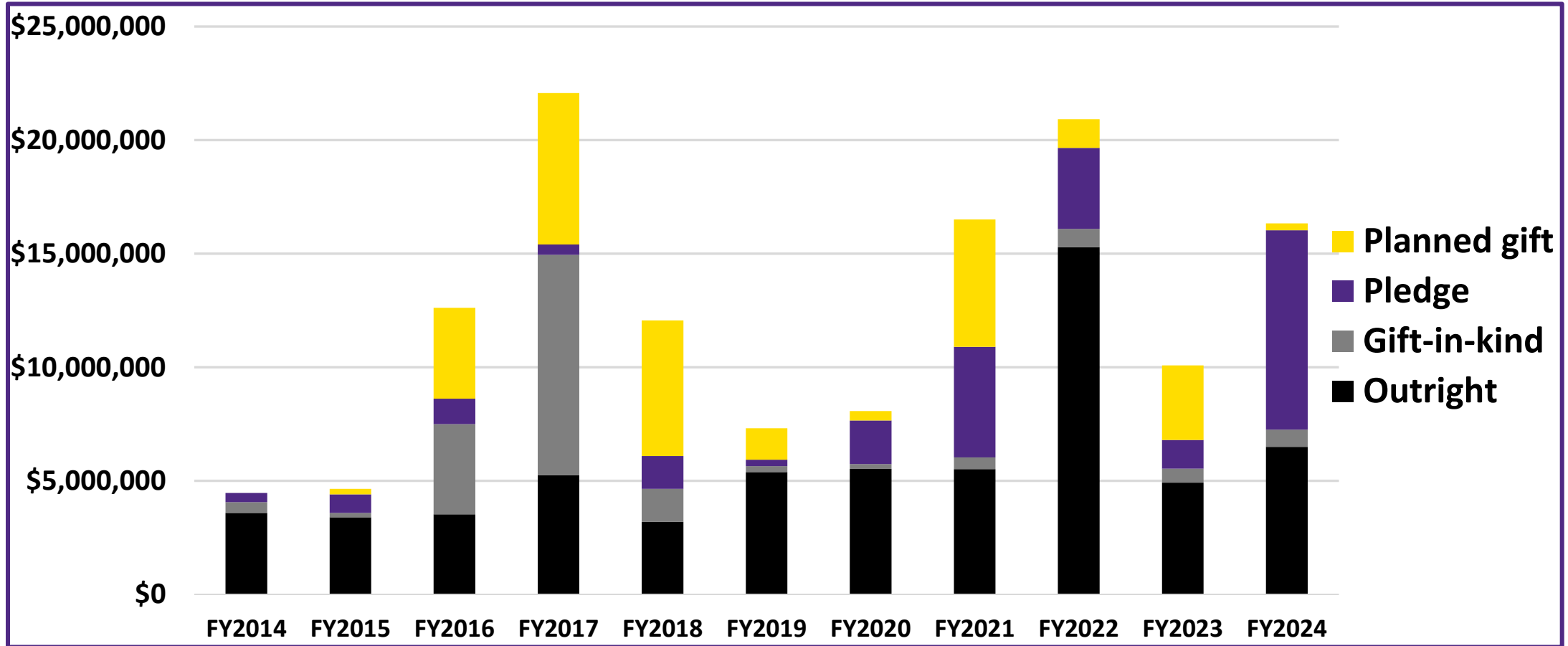
Other gifts that do not fall into a category listed above: \$12,747,160

Total Raised Fiscal Year 2023-2024: \$16,017,423*

**Totals reflect philanthropic commitments and investments from all sources, including select government resources as of June 30, 2024.*



Fundraising Totals FY2014 to FY2024



Totals reflect philanthropic commitments and investments from all sources, including select government resources as of June 30, 2024.



Student Experience

Fundraising for Major Projects

- **Ashraf Islam Engineering Building:**
\$8,805,697 committed
- **Advanced Construction & Manufacturing Engineering (ACME):**
\$2,446,997 committed
- **Football Operations Center:**
\$2,556,598 committed
- **Johnson Hall Renovation:**
\$488,627 committed
- **Stadium:** \$11,546,363 committed
- **Center for Leadership and Service:** \$5,000,000 goal for endowment

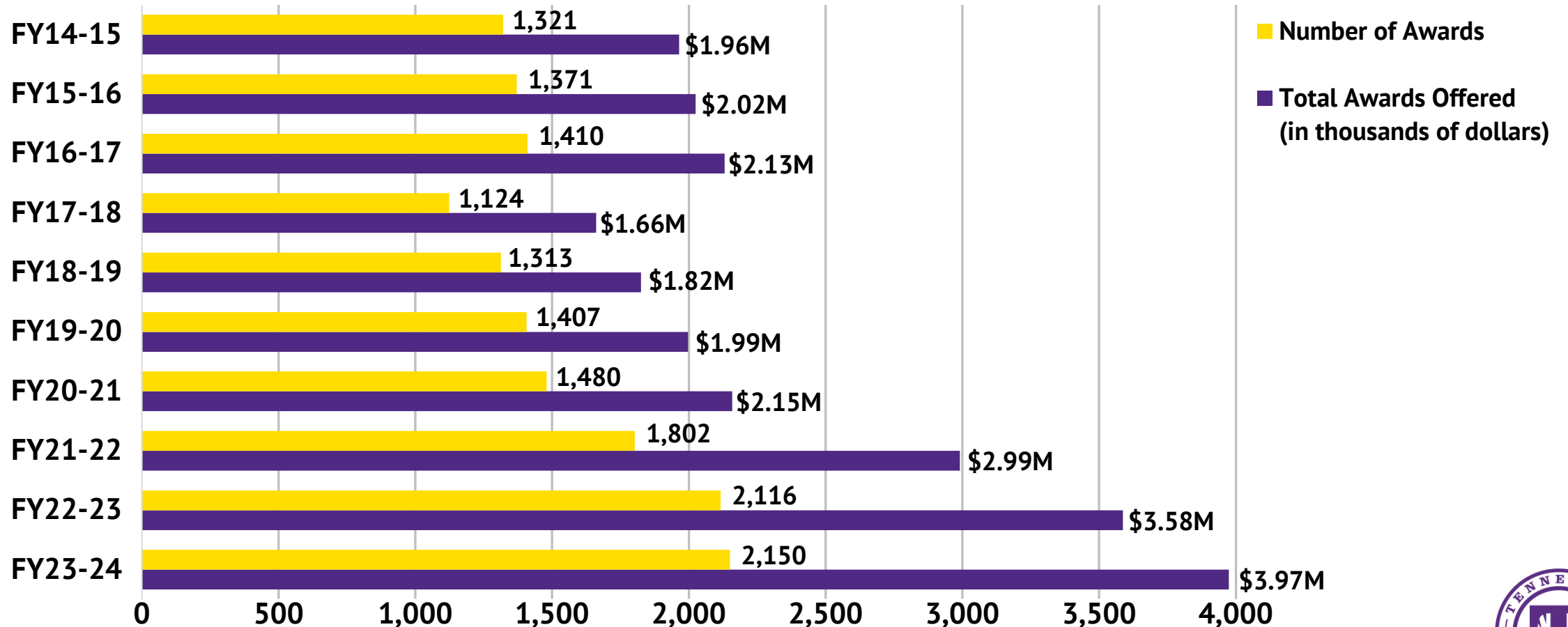


Totals reflect philanthropic commitments and investments from all sources, including select government resources as of June 30, 2024.



Scholarships

Number of Awards, Amounts Awarded Donor-Funded Scholarships



Totals reflect philanthropic commitments and investments from all sources, including select government resources as of June 30, 2024.



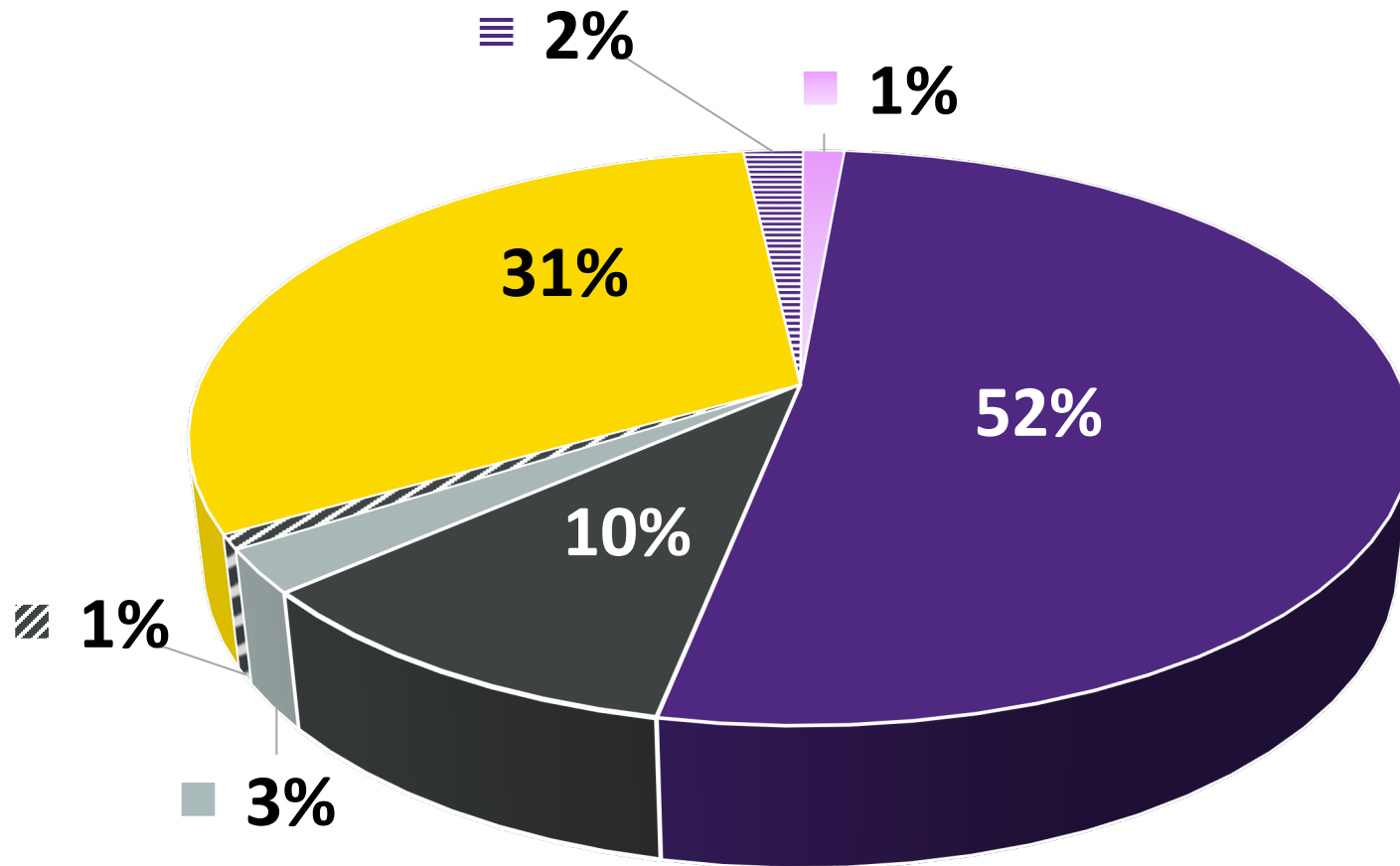
Faculty Support

- Overall aim
- Forms of faculty support
- Impact on students
- Strategy – matching gifts



Giving by Source

July 1, 2020 to June 30, 2024



DONOR CONSTITUENCIES

- Alumni (3,974) \$30.3M
- Corp/Foundation (800) \$20.9M
- Faculty/Staff (188) \$232K
- ▨ Former Parent (64) \$70K
- Friend (2,409) \$9.1M
- ≡ Other Organizations (145) \$4.8M
- Students (100) \$25K

Totals reflect philanthropic commitments and investments from all sources, including select government resources as of June 30, 2024.



Proposals

	<u>FY 14-18</u>	<u>FY 20-24</u>
Proposals Placed:	62	366
Success Rate:	34 (55%)	213 (58%)
Total Requested:	\$20.7M	\$232.6M
Total Committed:	\$10.4M	\$30.5M
Meetings:	2,520	1,453



Tech Donor Portfolio – Potential for Growth

- 1,145 current number of households in portfolios
- 115 average portfolio size
- 5,515 households identified with potential



Campaign Plan – Next Steps

- Wrap up leadership or principal gifts phase
- Secure major gifts
- Build capacity and celebrate successes
- Execute a broad public announcement



