



Provost's Report

Presentation to Academic & Student Affairs Committee
Board of Trustees
September 25, 2025



Academic Excellence

- 1) Exceptional student-first culture and experience as reflected in student retention
- 2) Distinct student success as reflected in four-year and six-year graduation rates, job placement, graduate salaries, graduate and professional school enrollments, and recognitions/awards
- 3) Innovative academic programs as reflected in high relevance to future economy and labor force, student enrollment, and as a top destination school in the state
- 4) Innovative research: Funding, scholarship and national reputation, and experiential learning opportunities



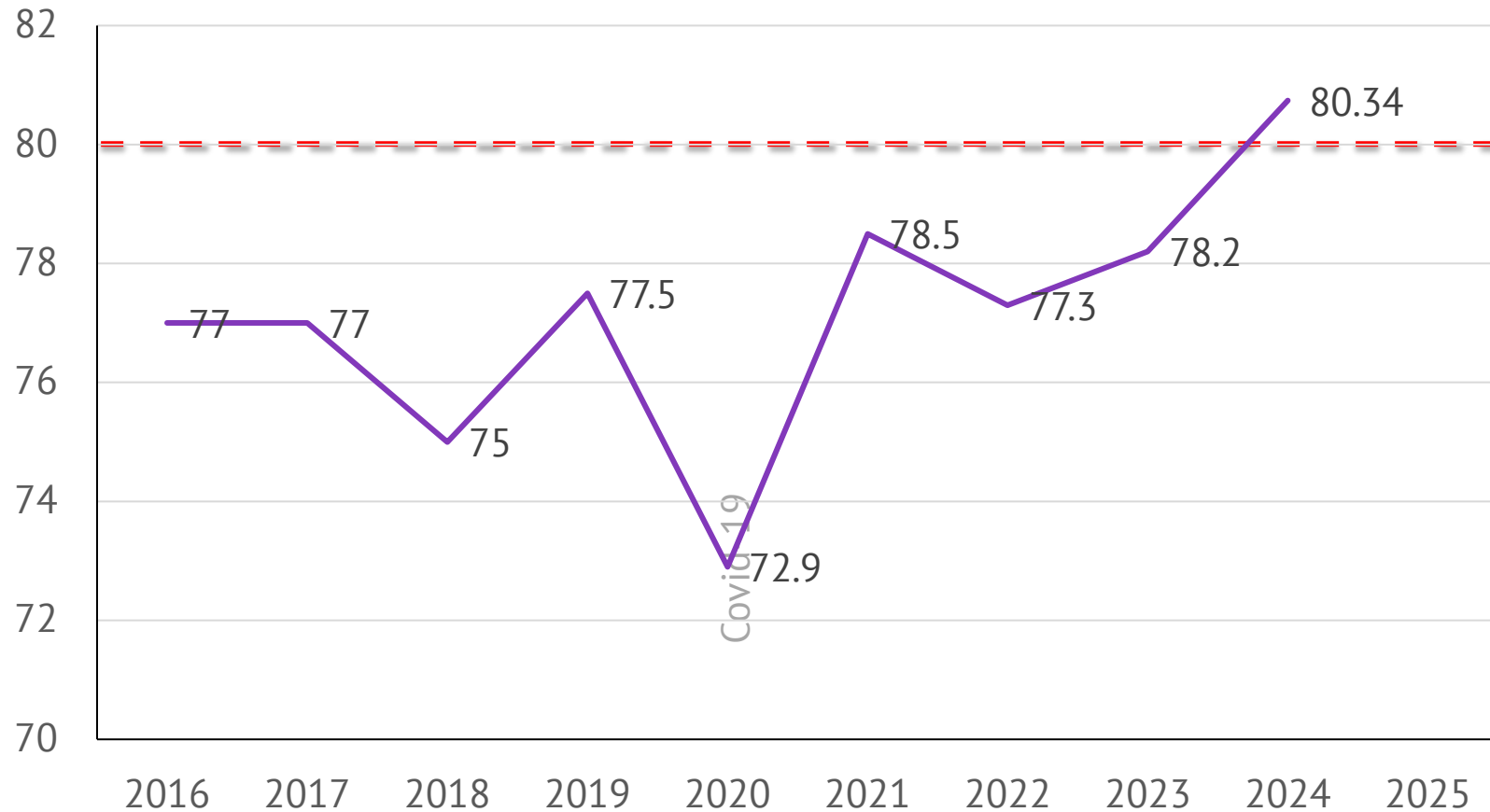
Academic Excellence Reflects Student Needs

Demands	Metrics	Rankings
➤ Student's family would like student to get a degree in 4 years	4-year graduation rates	4 and 6-year graduation rates are a combined 37% of US News rankings (note the ACT is only 5%)
➤ I want a degree, but I do not want too much pressure	6-year graduation rates	
➤ I want to get a well-paid job upon graduation	Develop programs of high relevance, earning potential	10% US News rankings
➤ I want to obtain professional degrees	Career opportunities	---
➤ I want to have a good experience	First-year retention rates	Retention-Combined 5% of US News rankings
➤ I want to have fun and feel a sense of belonging	Student experience, clubs, life, health, financial, etc.	

Other major weights for US News rankings are Peer assessment (20%), and Financial-related (~20%) such as faculty number, faculty salaries, financial resources per student, and research (~5%)



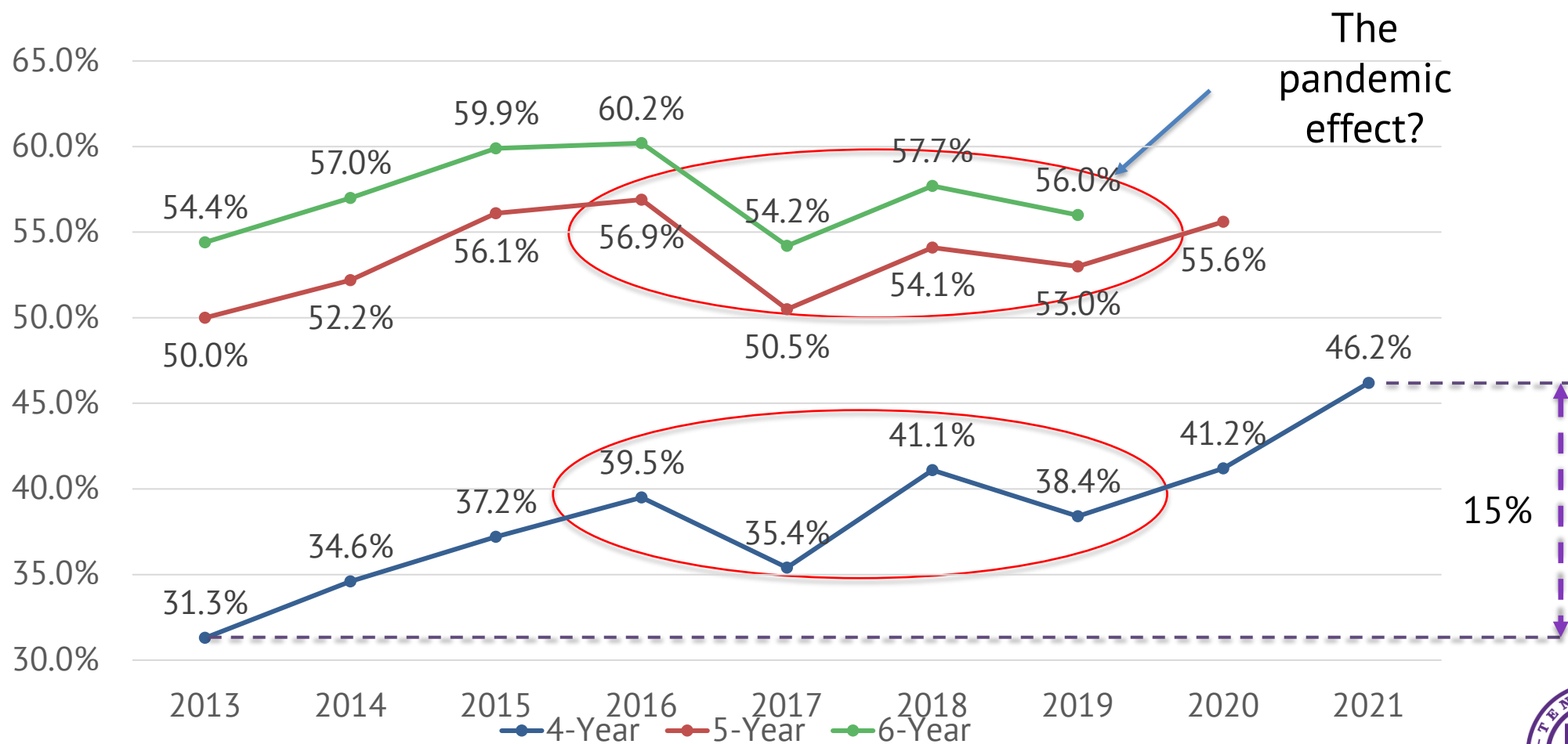
How Are We Doing: First-Year Retention Rates



Record level of
first-year
retention
80.34%



How Are We Doing: Graduation Rates (%)



Tennessee Tech Designated “Opportunity University” by Carnegie and American Council of Education (ACE)



- ✓ Higher Access
- ✓ Higher Earnings

Student Access	Earning Power
<input checked="" type="radio"/> higher	<input checked="" type="radio"/> higher
<input type="radio"/> medium	<input type="radio"/> medium
<input type="radio"/> lower	<input type="radio"/> lower



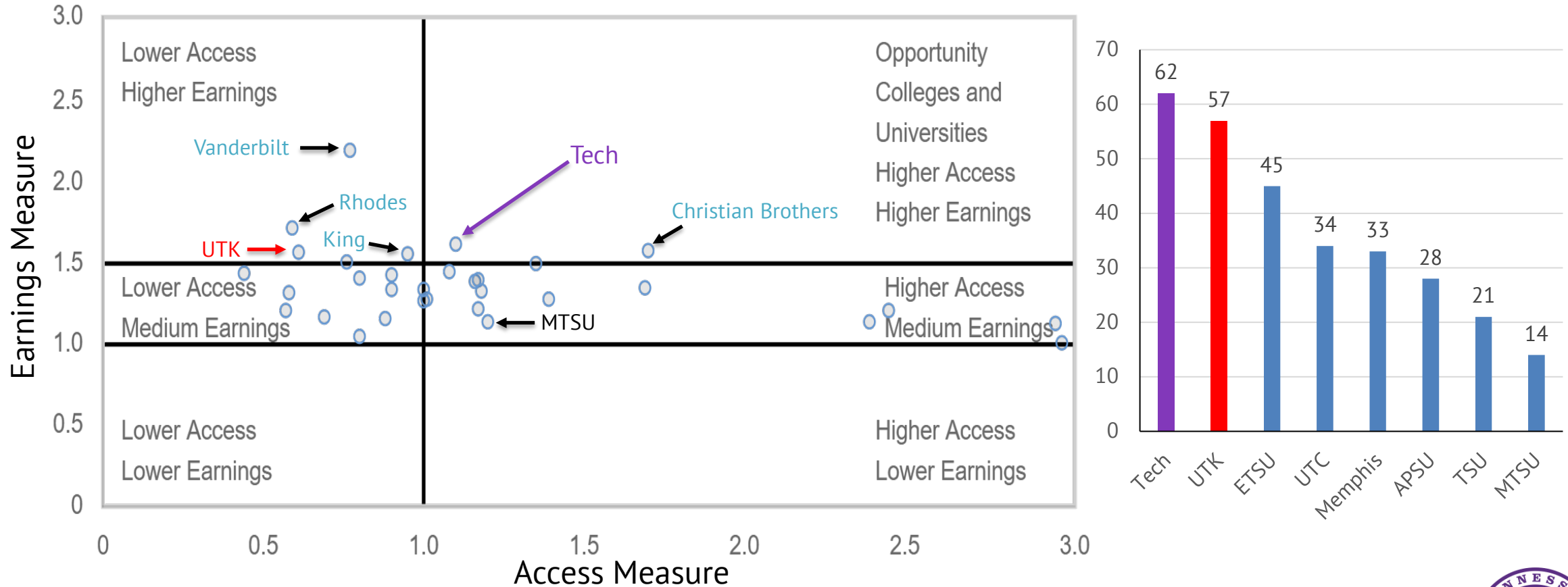
Only Two Public Universities in Tennessee Are Higher Earnings Universities (Earnings ratio>1.5)

	ACCESS	EARNINGS
Tennessee Tech	Higher	Higher
UT-Knoxville	Lower	Higher

Only 27 out of 139 R2 Universities are Opportunity Universities



How Are We Doing: Earnings



Source: Carnegie/ACE, [Student Access and Earnings Visualization - CARNEGIE CLASSIFICATION OF INSTITUTIONS OF HIGHER EDUCATION](#)



Tennessee Tech Is on the Rise

- 1) Record level of first-year retention
- 2) Record level of graduation rates
- 3) Record level of median earnings of graduates
- 4) Record level of research funding and scholarship
- 5) Innovative programming

This progress sets a solid foundation, and demonstrates that we can do better. Working together, we will elevate the university to a new level.



