



## *University Advancement*

A Presentation to the Tennessee Tech Board of Trustees

September 25, 2025




# It's Personal: The Campaign to Elevate Tennessee Tech

***“Fundraising is proclaiming what we believe in such a way that we offer other people an opportunity to participate with us in our vision and mission.”***

- Henri J. M. Nouwen



# Campaign Dashboard

	Student Experience (Athletics)	Scholarships	Faculty Support	University Excellence	OVERALL
GOAL:	\$55 Million	\$40 Million	\$10 Million	\$20 Million	\$125 Million
DOLLARS:	\$32,184,284	\$20,697,666	\$6,462,164	\$14,726,022	\$74,070,136
% to GOAL:	59%	52%	65%	74%	59%

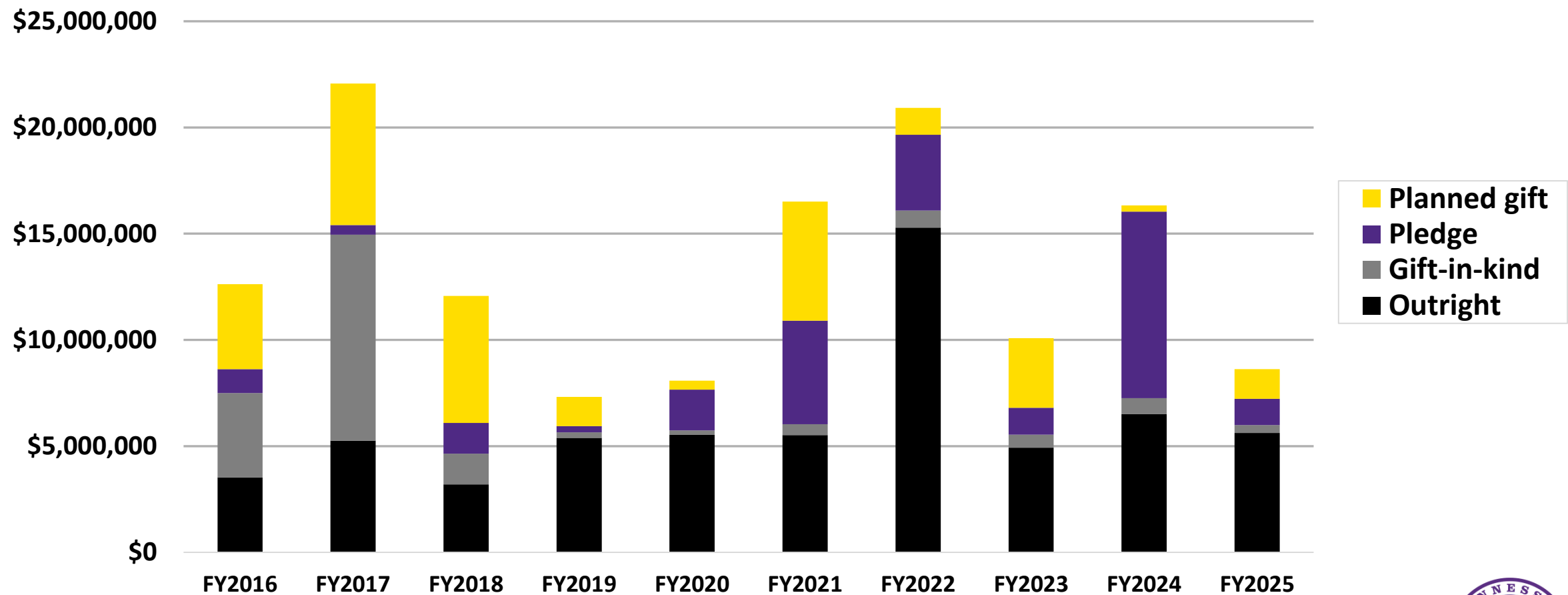
**Total Raised Fiscal Year 2024-2025: \$8,823,285\***

*\*Totals reflect philanthropic commitments and investments from all sources, including select government resources as of June 30, 2025.*



# Fundraising Totals

## FY2016 to FY2025



Totals reflect philanthropic commitments and investments from all sources, including select government resources as of June 30, 2025.



# Student Experience

## Fundraising for Capitol Projects

PROJECT	COMMITTED
Advanced Construction & Manufacturing Engineering (ACME)	\$3,142,647
All-Steinway School	\$375,664
Football Operations Building	\$2,455,400
Football Stadium	\$11,546,863
Johnson Hall Renovation	\$543,127

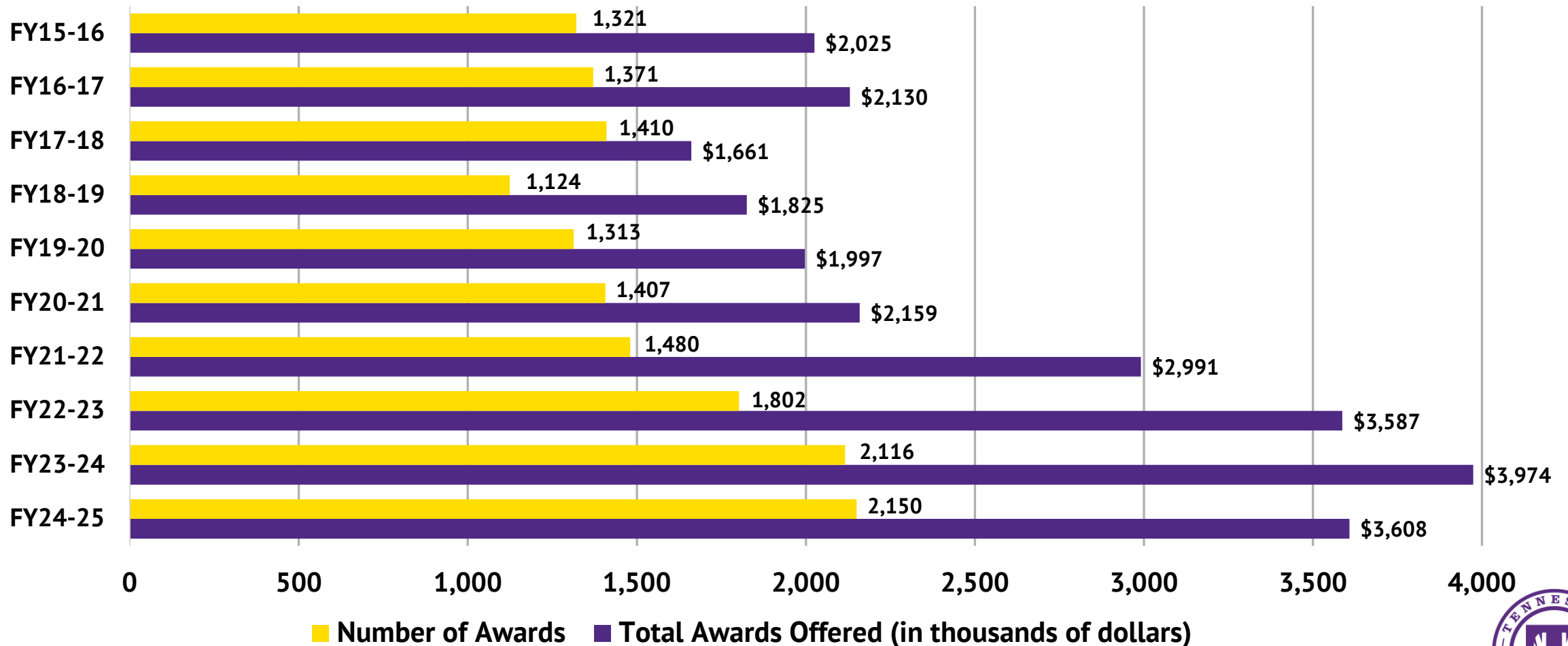


*Totals reflect philanthropic commitments and investments from all sources, including select government resources as of June 30, 2025.*



# Scholarships

## Number of Donor-Funded Scholarship Awards, Amounts Awarded



Totals reflect philanthropic commitments and investments from all sources, including select government resources as of June 30, 2025.





# Faculty Support

PROJECT	COMMITTED
Endowed Chairs and Professorships	\$3,002,500
Faculty Development	\$124,823
Research	\$3,205,090
General	\$129,750

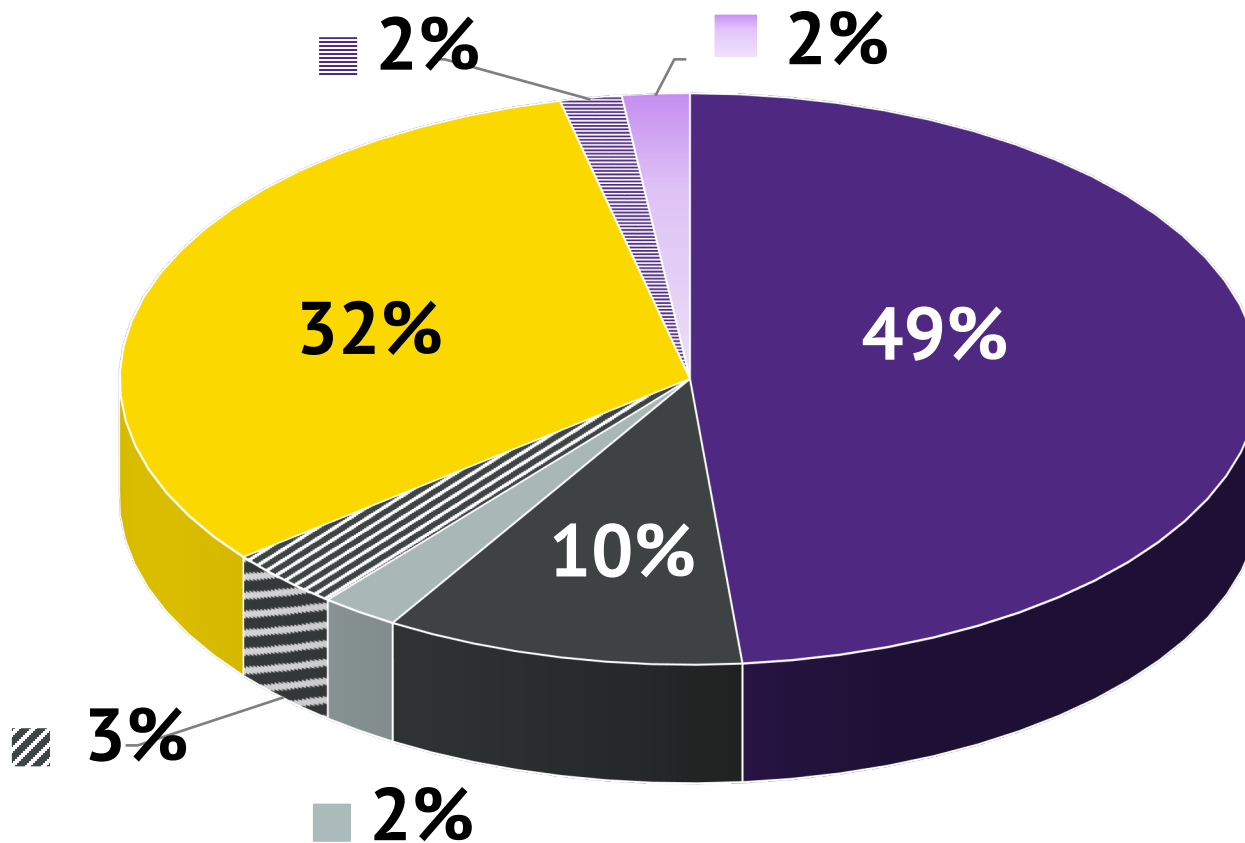


*Totals reflect philanthropic commitments and investments from all sources, including select government resources as of June 30, 2025.*





## Giving by Source FY2016 to FY2025



### DONOR CONSTITUENCIES

Alumni	4,437	\$34M
Corp/Fdn	931	\$22.9M
Faculty/Staff	203	\$242K
Former Parent	307	\$36K
Friend	2,959	\$11.5M
Other Organizations	160	\$4.9M
Student	175	\$38K

*Totals reflect philanthropic commitments and investments from all sources, including select government resources as of June 30, 2025.*



## Proposal Activity

	TECH TOMORROW FY15 - FY19	IT'S PERSONAL FY21 - FY25
Proposals Placed:	223	451
Success Rate:	117 (52%)	275 (61%)
Total Requested:	\$90.2M	\$261.2M
Total Committed:	\$37.4M	\$34.3M
Meetings:	3,169	2,672



# Alumni and Donor Engagement

- Leveraging strategic communication
- Strengthening annual giving
- Transforming engagement with constituents



## Foundation Leadership

### John W. Nason Award for Board Leadership

- John W. Nason (1905-2001), a pioneer on behalf of good governance
- Boards that demonstrate innovation and exemplary leadership
- Sustained, strategic board development; transformational fundraising impact; and a commitment to a “Students First” philosophy



## Campaign Plan – Next Steps

- Continue rallying Tech's supporters
- Secure lead gifts for major initiatives
- Take strategic risks
- Plan the public announcement



