
YUJA PANORAMA



MEET YOUR ED TECH SPECIALISTS



Dr. Kelvin Norman



Taylor Chesson

SESSION RESOURCES

- Session will be recorded.
- Slide deck will be shared.
- Links to resources throughout presentation.
- [Book a consultation](#) with a CITL member!
- Please hold questions until the end or add them to the [Question Document](#) in the chat.

AGENDA

- Things to Note
- YuJa Panorama Overview
- Navigation Tips and Tricks
- Resources
- Q & A



THINGS TO NOTE:





IT'S GOING TO
BE OKAY!

KEY ADA CHANGES



Effective Date: April 24, 2026



All digital content must meet WCAG 2.1 Level AA standards.



Includes websites, mobile apps, documents (PDFs, Word, PowerPoints), multimedia content, and social media.

GO GREEN BY SPRING!



- Spring 2026 is the focus area.
- Green By Spring is for Overall Course Accessibility – not individual content items.
 - Green is the goal- not 100%. Course content is always evolving.
 - This does not mean removing all course content to be "green"
- We are here to help!
 - [Consultations](#)
 - [Workshop Recordings](#)
 - [Accessibility Resource](#) (CITL Website)



YUJA PANORAMA OVERVIEW



ABOUT YUJA PANORAMA

YuJa Panorama is a digital accessibility platform integrated with D2L Brightspace.

- Helps instructors create inclusive learning materials
- Detects accessibility issues within documents and media
- Provides guidance on how to fix identified issues.
- Offers alternative formats such as audio, ePub and tagged PDFs.
- Ensures course content is accessible to all learners.

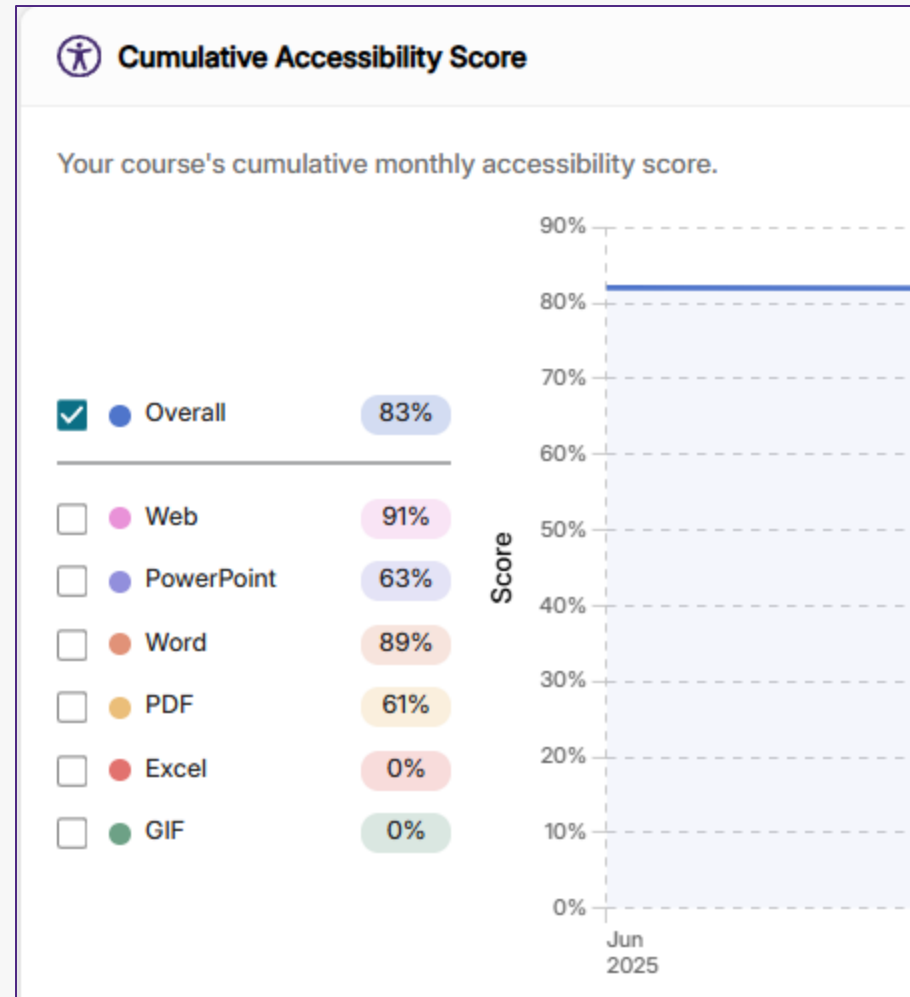
SUPPORTED FORMATS

1. Supported Formats

- HTML pages
- PowerPoint
- Word
- PDF
- Text
- Excel
- GIFs

2. Unsupported Formats

- Links
- External learning tools



Alternative Formats Menu

Asynch Best Practices.pptx



Source File



PDF



Text File



Immersive Reader



Gradient Reader



EPUB



Audio Podcast



OCR Formats



Language Translations



Braille Formats



Math Formats

ALTERNATIVE FORMATS MENU

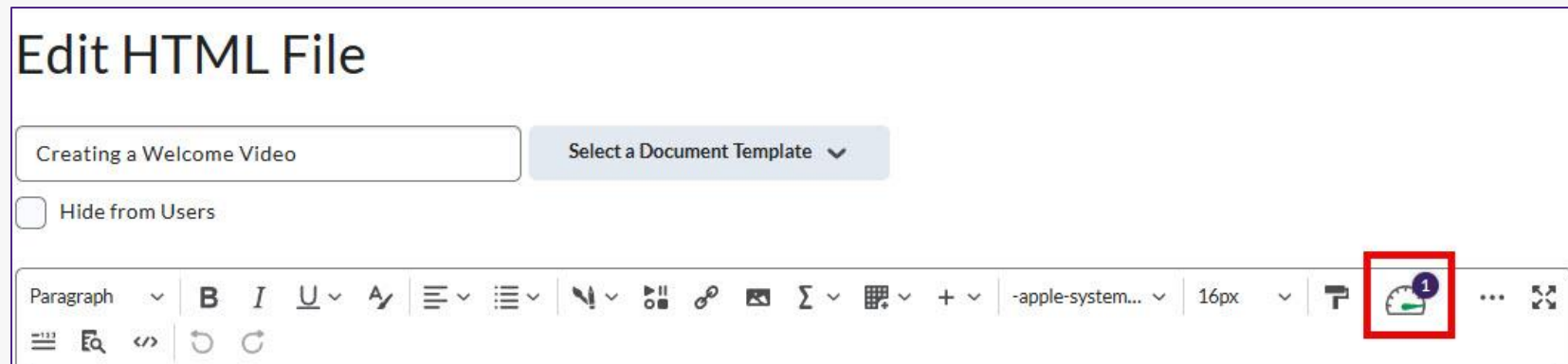
THINGS TO NOTE: EDITING RECOMMENDATIONS & HTML EDITOR

1. Editing Recommendations

- Open file in original application
- Save updated version
- Drag new file into report

2. Live HTML Reports

- Available in D2L HTML Editor
 - Announcements
 - HTML Pages
 - Assignment/Content Descriptions
 - Discussions
- Click gauge to view report





PANORAMA NAVIGATION TIPS & TRICKS



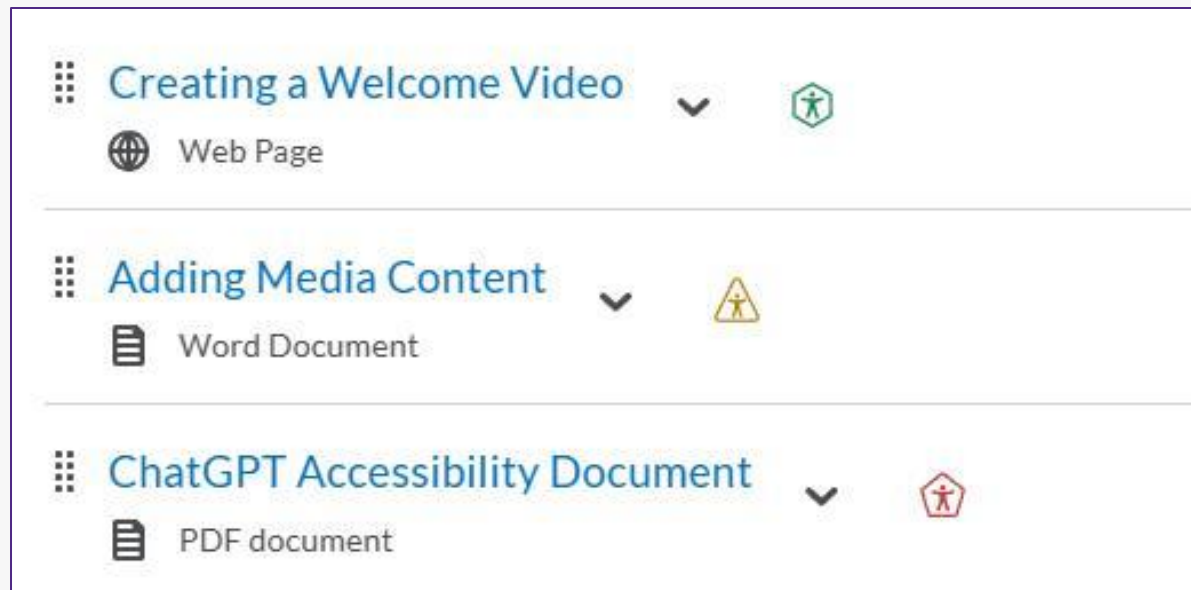
PANORAMA GAUGE REQUIREMENTS

In Content, there will be gauges to indicate a file's level of accessibility.

- **Hexagon, Green:** 70% or more
- **Triangle, Yellow:** 30% to 69%
- **Pentagon, Red:** 0% to 29%
- **Unclosed Circle, Purple:** Pending or unscanned
- **Circle Backslash, Gray:** Not available (the document has not been scanned or cannot produce an accessibility score)

ACCESSIBILITY GAUGE

Panorama gauge will display to the right of a content topic.



Click the icon to see the Accessibility report score and other alternative formats.

COURSE REPORT AND ADDITIONAL FORMATS


Alternative Formats Menu:


1. Accessibility Report to view details on Accessibility Score.
2. Alternative Formats:
 - Instructors can download in any format
 - Ability to toggle off certain formats


Alternative Formats Menu


Adding Media Content.docx


Accessibility Report (69%)





Source File


Text File


Gradient Reader


Audio Podcast


Language Translations


Custom Formats


PDF

Immersive Reader


EPUB

OCR Formats

Braille Formats

Math Formats

Alternative Formats are visible to students. To hide, toggle to the left.



ACCESSIBILITY REPORT

1. Accessibility Report

- Displays Score
- View by Severity

2. Review Issues

- Click to see issue
- Learn More
- Fix/Check Issue

3. Update Document

- Recommended:
 - Update in original file
 - Drag and drop
- If changed in Panorama
 - List of changes
 - Click Update to process



iLearn: Adding Media Content

Center for Innovation in Teaching and Learning

Adding Media Content

Instructors can link to their videos within the Content tool, helping students access all course materials in one place and navigate the course more easily. This approach also enables the use of release conditions, allowing instructors to require students to view a video before accessing tools like assignments, discussions, or quizzes.

- [Adding YuJa Media in Content](#)
- [Using the HTML Editor](#)

Adding YuJa Media in Content

1. Click **Content** in the course navigation bar.
2. Navigate to the module/submodule the file will be located.
3. Click **Existing Activities** [1].
4. Select **Add YuJa Media 1.3 QL** [2].



Figure: Select Add YuJa Media 1.3 QL under Existing Activities

5. Search for and select the video to add.
6. (Optional) If there is a video quiz to add, click the **Quizzes** tab.

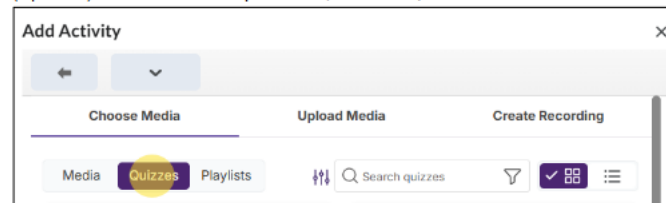


Figure: Select the Quizzes tab under Add YuJa Media to ensure the quiz is enabled and linked to the gradebook.

7. Click on the video to add, then click **Insert Content**.

Center for Innovation in Teaching and Learning
Tennessee Tech University
931-372-3675 | ilearn@tntech.edu

Accessibility Report

Adding-Media-Content.pdf

1

65%

Score

2

Minor

6

Major

0

Severe

8

Issues

Structural Remediation

updates the tagged elements and reading order of PDFs.

Launch

✓

Successfully Updated Document in D2L

2

Review Issues

Major

The document is missing a title. [Learn more.](#)

Fix Issue

Minor

Check reading order. [Learn more.](#)

Check Issue

Major

The item does not have an alternative description. [Learn more.](#)

Fix Issue

«

<

1

2

3

>

»

3

Update Document

Replace the document with a more accessible version.

Drag & Drop or [Choose Media](#) to Upload

Update



Search Topics



Course Syllabus



Bookmarks



Course Schedule

Table of Contents

24



Module 0: Start Here

3



Module 1: Tutorials

8



Module 2: Example Documents

8



Module 3: Additional

5

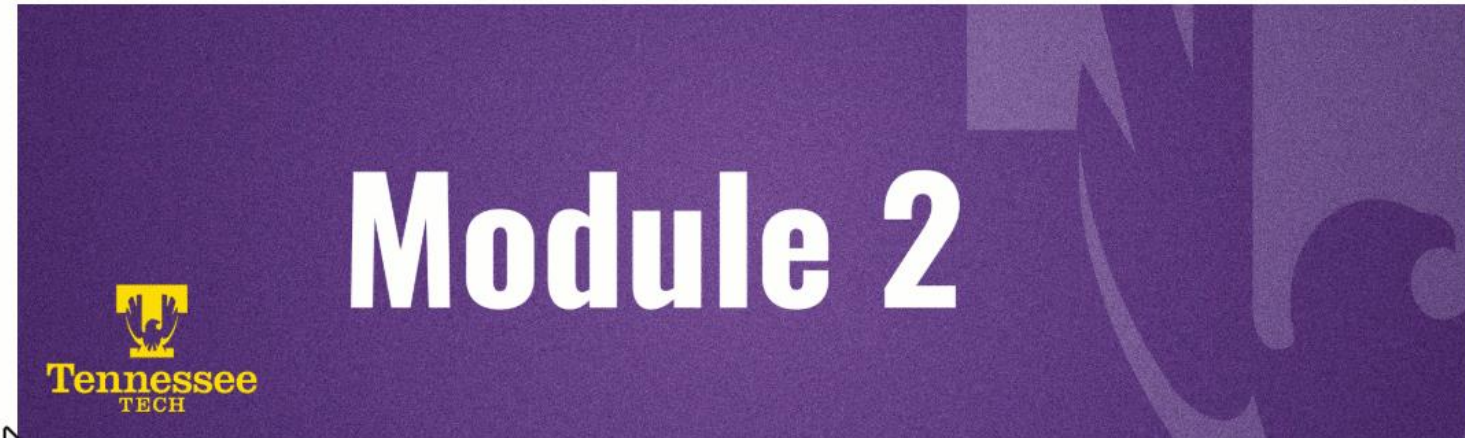
Module 2: Example Documents

Print

Settings



Add dates and restrictions...



In this module, you will be able to see the student perspective of YuJa Panorama and how to download the various file types.






Getting Started with YuJa Panorama for Students in D2L Brightspace Guide:



COURSE REPORTS

Content Assignments Quizzes Discussions Grades YuJa Media **Panorama** Course Tools ▾ Course Management ▾

 **Reports > Course Report**

-  DocHub
-  To-Do List
-  Reports ▾
 -  **Course Report**
-  Configuration ▾

Course Report

Updated: Tuesday, June 17, 2025, 11:45:22 PM [Refresh](#)


[YuJa Panorama \(10302942\)](#)

Instructors can view course accessibility scores, popular downloads, and a content summary.

 **Reprocess Course**

 **Export Report**

 **Switch Course**

Filter by Date June 2025  → June 2025 



AutoPilot AI Platform is an AI-powered tool that proposes fixes for accessibility issues across documents. To enable AutoPilot AI Platform, please contact your Client Success Manager. [Learn more](#)



Overall Accessibility Score
81%



+80.51% in June 2025



Total Files Processed
45



+45 in June 2025



Files Improved Using Panorama
8



+8 in June 2025



Cumulative Alternative Formats
Downloaded
0



+0 in June 2025



CITL 1010-500: Online Course Design

Updates

1 New Assignment Submissions

1 Ungraded Quiz Attempts

Course Overview



Announcements

Welcome to Class!

Hello, and welcome CITL 1010-001! I am Dr. Eagle, and I am truly excited to embark on this academic journey with each one of you. Brace yourselves for a semester





RESOURCES



RESOURCES FOR YUJA PANORAMA

- [CITL > Instructional Technology > Yuja Panorama](#)
 - [Educator](#)
 - [Student](#)
- Getting Started Guides
 - Instructors
 - [Getting Started with Yuja Panorama \[2:08\]](#)
 - [Getting Started Guide](#)
 - Students
 - [Getting Started with Yuja Panorama \[3:06\]](#)
 - [Getting Started Guide](#)

SUPPORT AND CONSULTATION LINKS

TnTech Resources

For additional assistance please contact the CITL at citl@tnitech.edu or call 931-372-3675.

- [Book a Consultation](#)
 - For Questions about Panorama:
 - [Dr. Kelvin Norman](#)
 - [Taylor Chesson](#)
 - For Questions about Universal Design for Learning (UDL) / Course Design:
Find your Instructional Designer

YuJa Resources

- support@yuja.com
(cc: ilearn@tnitech.edu)
- Include
 - Location in Course
 - Attach File



THANK YOU!

QUESTIONS, COMMENTS, CONCERNS?

- [Feedback Survey](#)
- Upcoming Sessions:
 - Sept. 2: Bookings for Panorama and Accessibility Support ([Register](#))
 - Sept. 9: Rubrics with AI ([Register](#))