

Center for Innovation in Teaching & Learning



Meet the Instructional Designers



Heather Rippetoe, Ed.D.

College of Education
Whitson-Hester School of Nursing
College of Fine Arts



Mallory Matthews, Ed.S.

College of Business
Interdisciplinary Studies
Agriculture & Human Ecology



Lacy Means, M.Ed.

College of
Arts & Sciences



Carrie Roberson, M.A.

College of
Engineering



Meet the Educational Technologists



Kelvin Norman, Ed.D.



Taylor Chesson, M.A.



Meet the Rest of the Team



Jason Beach, Ph.D.

Professor, College of
Education

Director of the CITL and JLRC



Kassie Wallace

Financial Associate 3



Emmie Acuff, M.B.A.

Communications & Training
Coordinator



Session Resources

- Session will be recorded
- Slide deck will be shared
- Check out our [CITL website](#)
- Every Tuesday the CITL offers [workshops](#)
- We will be in the chat to answer any questions.
- Book a [consultation](#) with your instructional designer!





**Ways the
CITL Can
Help You**

Agenda

- Course Consultations
- Small Group Instructional Diagnostic
- Class Observations
- TN Tech Course Templates
- Ed Tech Support





1



Course Consultations

How Do I Design My Course?

Course Consultation Topics



Building a
New Course

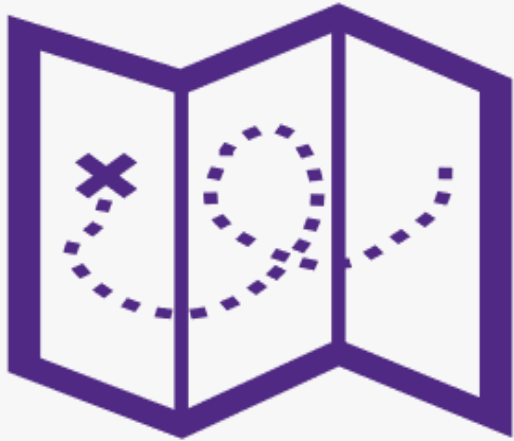


Inheriting a
Previous Course



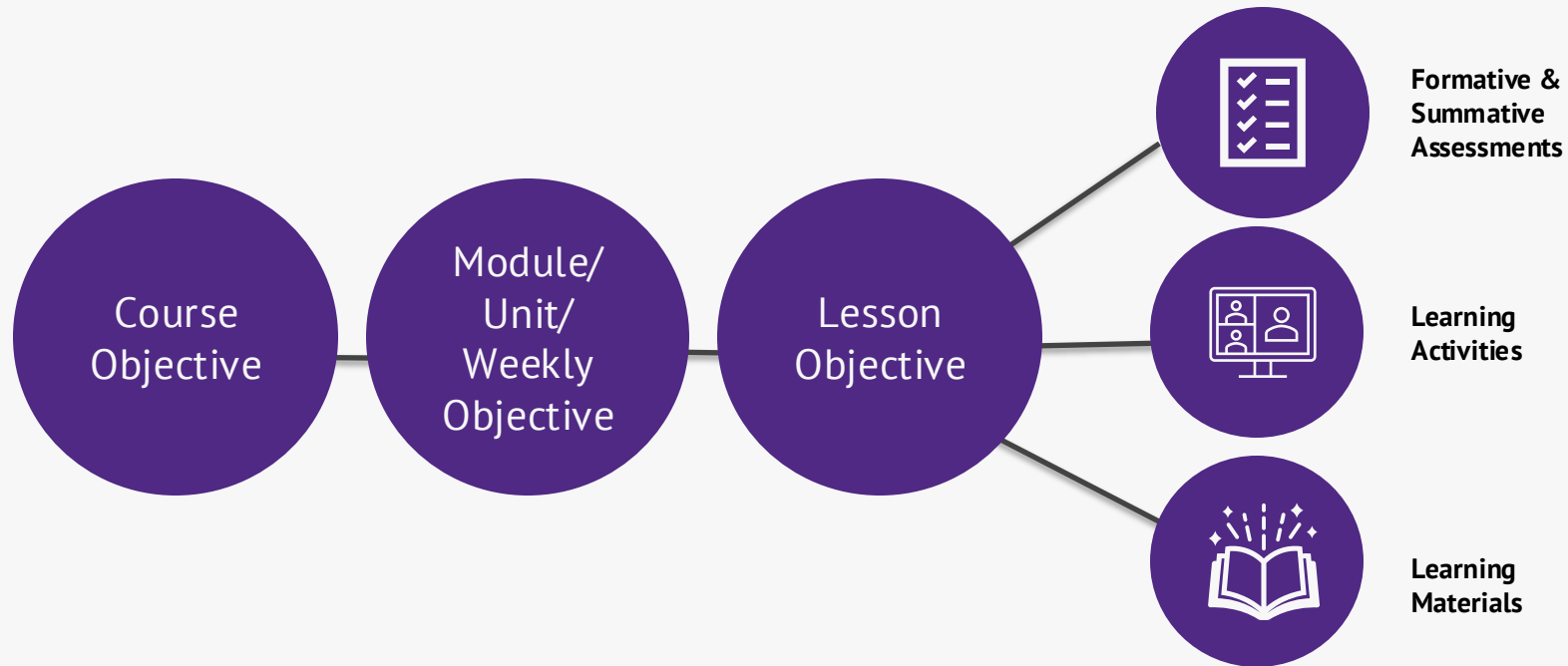
Enhancing a
Current Course

Course Consultation Topics



- Course Design
- Syllabus Creation & Revision
- Course Accessibility
- Student Engagement
- Instructional Technology in the Classroom
- Assessments

Course Mapping / Alignment



Transitioning Course Modalities



Tech-Direct (Online)



Tech-Flex (Hybrid)



Tech-Enhanced (In-Person)



How do I Book a Consultation?

Go to CITL Website: [Bookings](#)



2

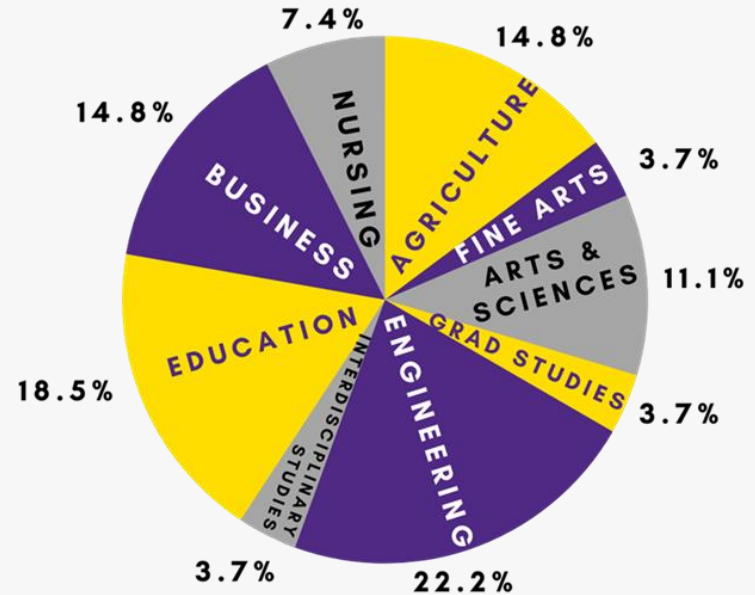


Small Group Instructional Diagnostics

How Do I Gather Midterm Feedback?

What is a SGID?

- Simple and straightforward evaluation process
- Uses individual responses & structured small group discussions
- Provides confidential feedback
- Takes place around the midpoint of a term.




Faculty



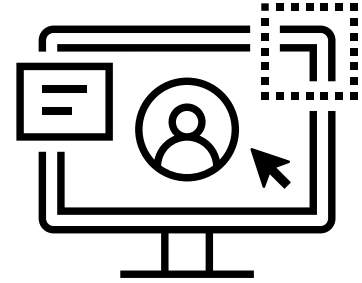
- Leaves classroom
- Receives feedback
- Discusses results with students

Student



- Answers questions individually
- Breaks into small groups to reach a consensus

CITL Facilitator



- Conducts discussion with students
- Provides feedback to faculty member

Things to Note:



20-25 Minutes



NOT Tied to
Assessments or
Evaluations



Confidential

Survey Questions



Briefly describe at least three things you **like** about the course—the characteristics that you believe **support** your learning.



Briefly describe at least three things you **dislike** about the course—the characteristics that you believe **hinder** your learning.



What **suggestions** can you offer that would **enhance** your learning?



What can you as a student do to **improve** your learning?

Day of SGID:


Students will:

1. Reflect individually
2. Reflect in small groups
3. "Vote" based on findings

After SGID:




12:29

 Tennessee
TECH

Briefly describe things you like about the course—the characteristics that you believe support your learning.


Select whether or not you agree with the following statements based on the above question:

The instructor is engaging and seems to care about the subject. 

Disagree

Neutral

Agree

Getting to work in groups on big projects has been helpful. 



CITL Facilitator will gather data and generate a report within 48 hours.



Facilitator and Instructor can meet again to discuss feedback.



Instructor takes results back to class and discusses with students.

I can't change

because...

Here is what I am
changing based
on SGID results...



I'm happy that you
like...



3



Class Observations & Course Evaluations

How Do I Evaluate My Course?

On-Ground Classroom Observation Categories

- Subject Matter Content
- Organization
- Rapport
- Teaching Methods
- Presentation
- Management
- Sensitivity
- Assistance To Students
- Physical Aspects Of Classroom



Online Course Rubric Categories (OSCQR)

- Overview & Information
- Technology & Tools
- Design & Layout
- Content & Activities
- Interaction
- Assessment & Feedback



Preparation



- What's going well?
- How are students performing?
- What are students saying/doing?
- What are you curious about?

Post-Observation Meeting



- What did we find?
- What do we want to keep?
- What do we want to change?
- What do we want students to know?



4

Tennessee Tech Course Templates

How Do I Organize My Course?

Tennessee TECH Tech-Direct

Content Assignments Quizzes Discussions YuJa Media Grades Course Tools Resources

Tech-Direct

Updates

There are no current updates for Tech-Direct

Content Navigator

Return to Last Viewed Course Information

- Module 0: Start Here 100%
- Module 1: [Title] 100%
- Module 2: [Title] 100%
- Module 3: [Title] 100%

Announcements

Example Welcome Announcement

Welcome Heather, to CITL 1010-001: Best Practices in Online Course Design! I'm thrilled to have you join this exciting learning journey. To get started, please navigate to [Module 0: Start Here](#). This module will guide you through important course information, including the syllabus, expectations, and resources. If you have any questions along the way, don't hesitate to reach out. You can do so by adding to the [Ask a Question](#), [Answer a Question](#) discussion post, or by sending me an email. Please check the [Netiquette Guide for Online Courses](#) for online communication expectations. Let's embark on this adventure together and make the most of our time together in this engaging online learning experience!

Sample Front Page: TN Tech Course Template

The screenshot shows a Blackboard LMS interface for a course titled 'Tech-Direct'. The user is logged in as Heather Rippetoe. The course navigation menu includes Content, Assignments, Quizzes, Discussions, YuJa Media, Grades, Course Tools, and Resources. The main content area is titled 'Module 0: Start Here' and features a large banner with the Tennessee Tech logo and the text 'Module 0'. A progress bar indicates that 100% of 12 topics are complete. Below the progress bar, there are two expandable sections: 'Course & Instructor Information' and 'Student Policies, Student Services, & Technical Supports'. The left sidebar contains a search bar and a table of contents with the following items: Bookmarks, Course Schedule, Table of Contents, Module 0: Start Here (highlighted), Course & Instructor Information, Student Policies, Student Services, & Technical Supports, Module 1: [Title], Module 2: [Title], and Module 3: [Title].

Sample Module 0: TN Tech Course Template

The screenshot displays a course management interface for 'Module 1: [Title]'. On the left sidebar, there is a search bar and navigation links for 'Bookmarks', 'Course Schedule', 'Table of Contents', 'Module 0: Start Here', 'Module 1: [Title]', 'Learning Materials', and 'Assignments'. The main content area features a header with the Tennessee Tech logo and 'Module 1' text. Below this is a progress bar showing '100% 1 of 1 topics complete'. A 'Download' button and 'Expand All | Collapse All' options are present. The content is organized into sections: 'Module 1: [Module Title]' (Web Page) with a description to read the overview, 'Learning Materials' (with a dropdown arrow) containing text about reading/watching content, and 'Assignments' (with a dropdown arrow) containing text about activities like quizzes and assignments.

Sample Content Module: TN Tech Course Template



5



Ed-Tech Support

How Do I Leverage Instructional Technology?

D2L iLearn

Content

- Videos
- Course Documents (PowerPoints, lectures, handouts, etc.)

Activities

- Discussions
- Quizzes
- Assignment Submissions

Grading

- Rubrics
- Audio & Video Feedback
- Online Gradebook

The screenshot shows the D2L iLearn course interface for 'Awesome Eagle's Sandbox'. The top navigation bar includes links for Content, Assignments, Quizzes, Discussions, YuJa Media, Grades, Course Tools, Resources, and Course Management. The main header features a yellow-tinted image of a campus building with the title 'Awesome Eagle's Sandbox'. Below the header, there are several sections: 'Updates' with a dropdown arrow and a notification for '5 Unread Discussion Posts'; 'Course Overview' with a dropdown arrow; 'Content Navigator' with a dropdown arrow and a list of modules: 'Module 0: Welcome & Start Here' (N/A), 'Unit 1: Course Introduction' (0%), and 'Helpful Discussions' (0%); and 'Announcements' with a dropdown arrow and a 'Welcome to Class!' announcement. The announcement text reads: 'Hello, and welcome CITL 1010-001! I am Dr. Eagle, and I am truly excited to embark on this academic journey with each one of you. Brace yourselves for a semester filled with exploration, learning, and shared knowledge. To begin, start with [Module 0: Welcome & Start Here](#). Let's make it a memorable and rewarding experience together! Remember to do [Assignment 1](#). #WingsUp'. Below the text is a small image of a yellow eagle mascot wearing a purple shirt.

Instructional Technology

- Software and Technologies
 - Institutional Membership
 - Can Provide Administrative Support
- View the full list on [CITL website](#)
 - Faculty & Student Guides

D2L / iLearn / Brightspace	YuJa Media
Teams / Zoom	Poll Everywhere
Qualtrics	Respondus
Office 365	Turnitin

Yuja Media (Video Tool)



Centralized Video Management



Easy Video Embedding



Video Analytics



Captioning and Accessibility



Helpful Forms & Contact

- [Helpful Forms](#)
- Contact us at ilearn@tntech.edu
- Book a [Technology Consultation](#)

Online iLearn Training	Student Missing Class Request Form
Create Course Master	Combine Courses
Add TA's, Co-Instructors, or Incompletes	Create a Community Course

Thank You!

Questions, Comments, Concerns?

[Feedback Survey](#)

Register for our session on
August 27th: **Using AI to
Reduce Your Academic
Workload**

[Register HERE](#)



Resources

- [Instructional Tech](#)
- [iLearn Resources](#)
- [Previous CITL Sessions](#)
- [SGID Information](#)
- [Course Design](#)
- [Book a Consultation](#)