

TN TECH FOOD PANTRY STATISTICS

statistics cover the Summer
2023-Fall 2024 semesters

Total Clients Served

4,214

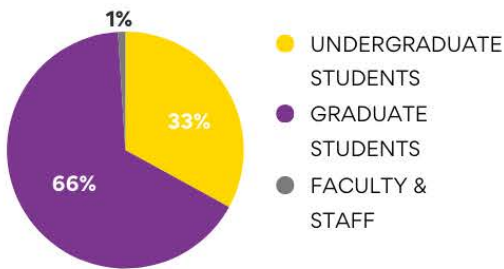
Total Food Items Given Away

84,280

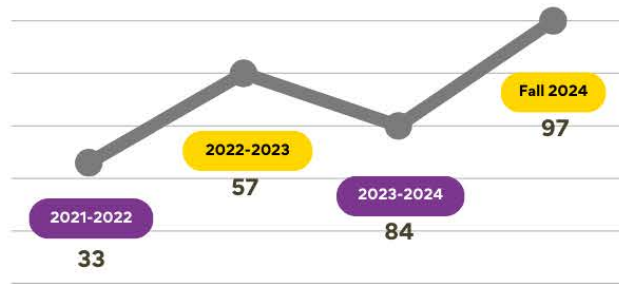
Free Meal Swipes Given Away

1,088

Classification of Clients

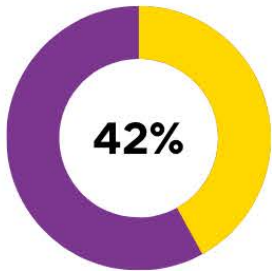


Number of Clients per Week

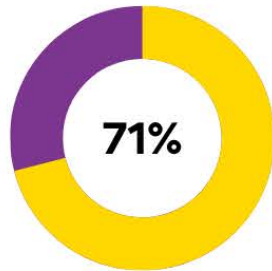


The utilization of the pantry has increased significantly in the past 3 years.

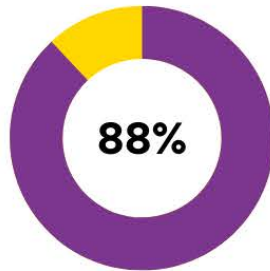
Demographic Data (based on the Fall of 2024)



First Generation Students Served



International Students Served



Clients Living Off-Campus

New Clients Served

589

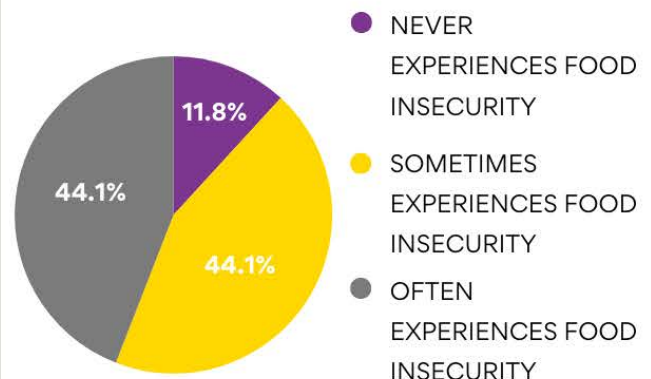
Clients Served at the Auxillary Pantry in the Library Fall 2023-Spring 2024

96

Bags of Free Food given out on Campus for the Fall 2024 Pop-up Events

165

Food Insecurity on Campus



*based on the answers of the students surveyed