

QEP Topic Selection Committee

-
1. University-Wide Topic Selection Survey
 2. Decisions to Go to College Supplemental Questions

QEP TOPIC SELECTION SURVEY (2023)

A QEP Topic Selection survey was distributed to all Tennessee Tech students and faculty in late October 2023. The survey asked university constituents to select from a list of 12 potential QEP topics identified by the QEP Topic Selection Committee. Survey respondents were asked to select 8 of the 12 potential topics and to rank those 8 topics from most important to least important. The results of topic selection for both students and faculty are below. A chart showing the selection results for all twelve topics can be found on the following page.

Most Frequently Selected Topics

Students	Faculty
1. Critical Thinking/ Problem Solving/ Argumentation	1. Critical Thinking/ Problem Solving/ Argumentation
2. Career & Self-Development	2. Communication (Oral or Written)
3. Personal Wellness/ Wellbeing	3. Research/ Inquiry/ Scholarship
4. Creative/ Innovative Thinking	4. Professionalism/ Ethics
5. Professionalism/ Ethics	5. Creative/ Innovative Thinking

Respondents' ranking of topics was also considered by computing a total score for each selected topic. For an individual response the topic identified as most important was given a score of 10 points, with the next ranked topic given 9 points, and so forth. The scores provide a measure that takes into account the importance of a topic to the campus community. A chart showing the selection results for all twelve topics can be found later in the report. In the chart, the scores have been normalized for faculty to account for significantly larger pool of students who responded to the survey.

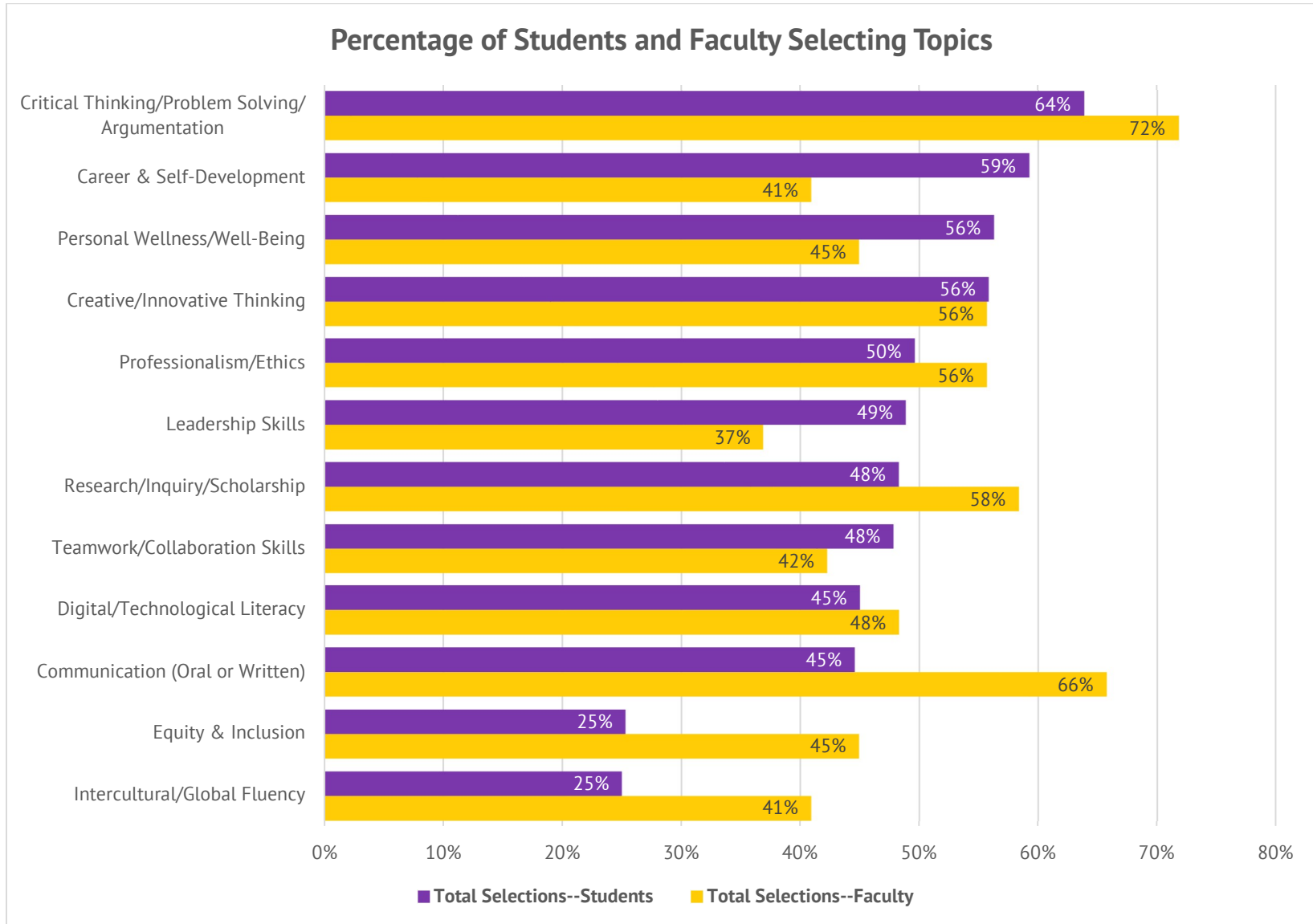
Highest Scored Topics

Students	Faculty
1. Critical Thinking/ Problem Solving/ Argumentation	1. Critical Thinking/ Problem Solving/ Argumentation
2. Personal Wellness/ Wellbeing	2. Communication (Oral or Written)
3. Career & Self-Development	3. Research/ Inquiry/ Scholarship
4. Creative/ Innovative Thinking	4. Creative/ Innovative Thinking
5. Leadership Skills	5. Professionalism/ Ethics

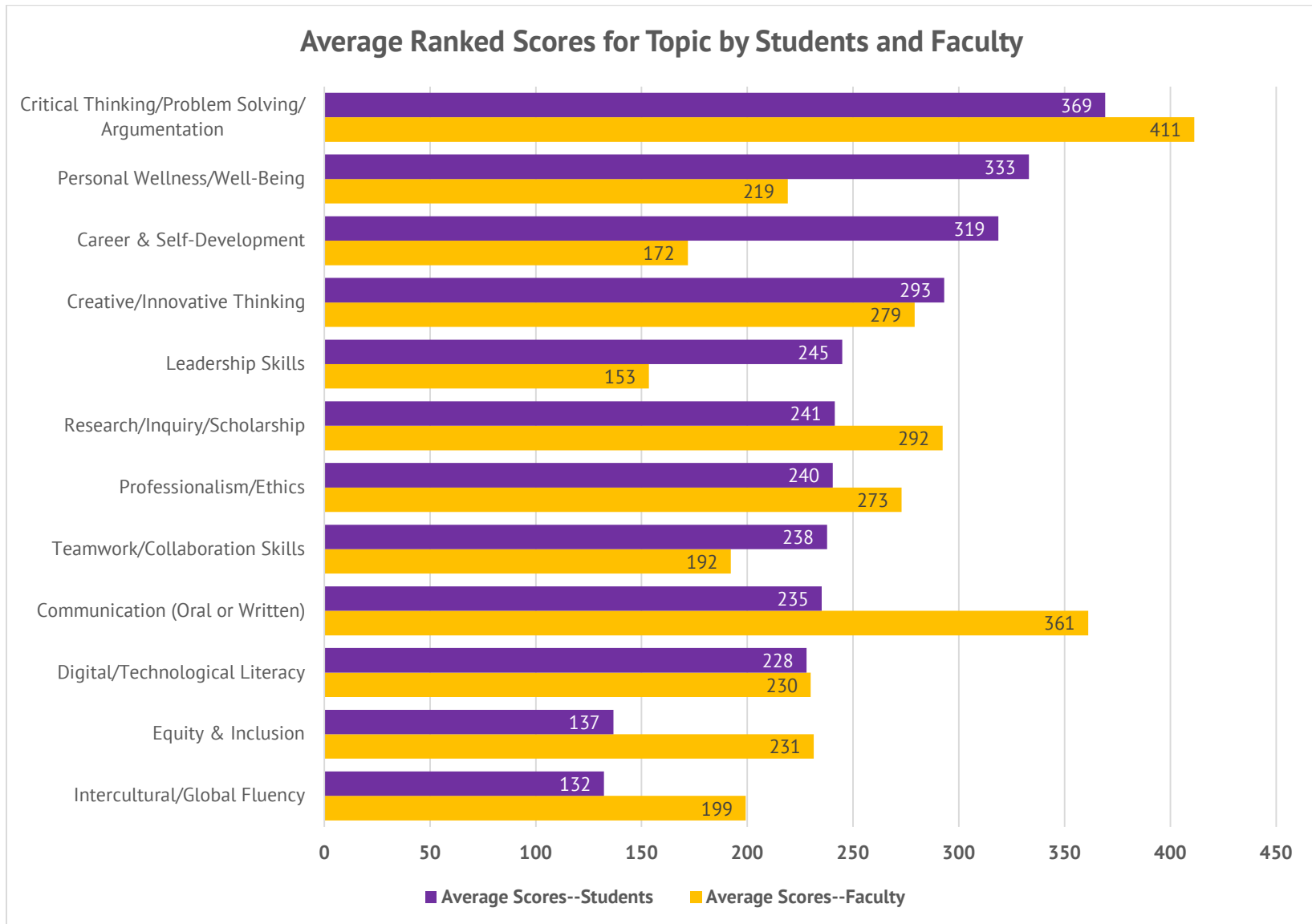
Survey Demographics

College	Students		Faculty	
	Number	Percentage	Number	Percentage
College of Agriculture & Human Ecology	102	15.6%	8	5.2%
College of Arts & Sciences	97	14.8%	52	33.5%
College of Business	52	7.9%	14	9.0%
College of Education	68	10.4%	28	18.1%
College of Engineering	264	40.3%	19	12.3%
College of Fine Arts	2	0.3%	8	5.2%
College of Graduate Studies	17	2.6%	1	0.6%
College of Interdisciplinary Studies	36	5.5%	16	10.3%
Whitson-Hester School of Nursing	17	2.6%	9	5.8%
TOTAL	655	100%	155	100%

QEP TOPIC SELECTION SURVEY (2023)

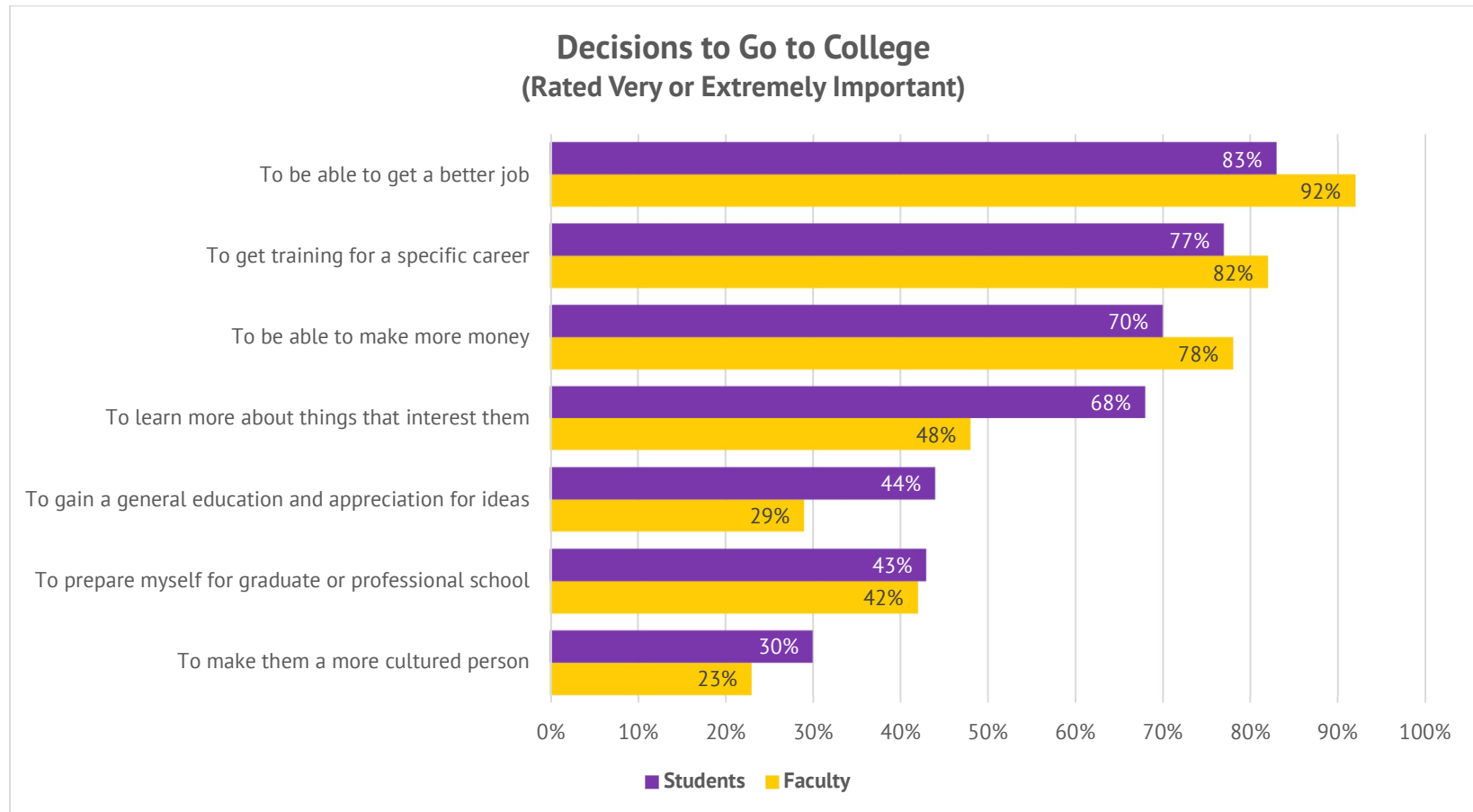


QEP TOPIC SELECTION SURVEY (2023)



QEP TOPIC SELECTION SURVEY (2023)

The QEP Topic Selection Survey also contained a series of supplemental questions to evaluate the extent to which certain factors motivated students' decisions to go to college. The supplemental questions are a component of the Higher Education Research Institute's (HERI) [CIRP Freshman Survey](#). Both students and faculty answered this question set with slightly different instructions. Students were asked to report the extent to which these factors impacted their decision to attend college, while faculty were asked to broadly consider the extent to which these factors impacted new students' decisions to attend college. Each factor was rated on a 5-point scale from "Not at all important" to "Extremely important." Below are the results for the supplemental questions.



Note: A comparison to a national sample of students can be found on the HERI website: [2022 CIRP Freshman Survey](#)